



---

Welcome to our  
'Meet the Teacher'  
Information Evening



---

The Teachers  
What we learn  
How to help at home  
Useful information

# Year 1 Staff

---

- Miss Morgan - Teacher
- Miss Tudgey - LSA
- Mrs Greenacre - LSA
- Mrs Read - PPA Cover

# Transition is the key!

---

- The move from Year R to Year 1 should be a smooth transition. Until October half term we will be using a similar model of the day to Year R, whilst covering the Year 1 Curriculum.
- It is essential that together we help your child to be happy in school and excited about learning, so that they can become **independent, confident** and **successful** young people.

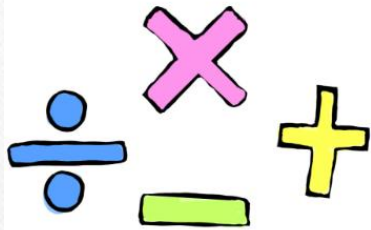
What we do...

---

In Year 1!

# Year 1 Curriculum Overview

## Maths:



Addition and Subtraction

Multiplication and Division

Learn our **2**, **5** and **10** times tables

Length, Volume and Mass


Data handling - pictograms

Money

2D and 3D shapes

Fractions

Time...





# Year 1 Curriculum Overview

## Guided Reading:



- \* Weekly carousel of activities
- \* Weekly visits to the library - to change our books and develop a love of reading
- \* Move up book bands when secure
- \* Reading daily at home with an adult essential - please record and sign reads in your child's reading diary





# Overview of Themes



- Autumn 1: **Mighty Me! (DT/Science based)**
- Autumn 2: **Old Bears (History)**
- Spring 1: **Blast Off! (History)**
- Spring 2: **India (Geography)**
- Summer 1: **Secret Garden (Science)**
- Summer 2: **Adventurous Explorers (Geography)**



# Daily Routine in Year 1



Example	Monday	Tuesday	Wednesday	Thursday	Friday
8.25- 9.00	Thinking skills Spellings Handwriting Reading Register Lunches	Thinking skills Spellings Handwriting Reading Register Lunches	Thinking skills Spellings Handwriting Reading Register Lunches	Thinking skills Spellings Handwriting Reading Register Lunches	Thinking skills Spellings Handwriting Reading Register Lunches
9.00 - 9.15	Collective Worship	Number Sense/Times Tables	Number Sense/Times Tables	Number Sense/Times Tables	Big Maths Beat That/ Spelling Test
9.30 - 10.00	MNP Maths (whole class)	MNP Maths (whole class)	MNP Maths (whole class)	MNP Maths (whole class)	Problem Solving (whole class)
10.00-10.10	Phonics	Prayers	Prayers	Prayers	Phonics
10.10-10.25	BREAKTIME				
10.45-12.10	Hold a sentence (whole class)  English (Phonics discovery time)	Phonics  Hold a sentence  English (Phonics discovery time)	Phonics  Hold a sentence  English (Phonics discovery time)	Phonics  Hold a sentence  English (Phonics discovery time)	Hold a sentence  English (Phonics discovery time) Guided Reading
12.10- 13.00	LUNCHTIME				
13.00-13.20	Guided Reading	Guided Reading	Guided Reading	Guided Reading	DT/ Discovery time
13.20 - 13.30	BREAKTIME				
13.30 - 14.50	PE/ Discovery time	Music/ Discovery time	Library  Discovery time	Science/ Discovery time	Celebration assembly (2.30)
14.50 - 15.00	Story Time				

## Phonics screening check

The children will take a statutory phonics test in June.


1:1 assessments

2019 national curriculum assessments

## Key stage 1

### Phonics screening check

Pupils' materials



# How you can help at home



# HOME LEARNING

## Home Learning



- **Spellings:** Daily practise with a test every Friday
- **Reading:** Please hear your child read daily and sign their reading records.
- **Maths:** Daily arithmetic - tests on Friday

### New Curriculum Spelling List Year 1

the	your	come	are	go	push
a	they	some	were	so	pull
do	be	one	was	by	full
to	he	once	is	my	house
today	me	ask	his	here	our
of	she	friend	has	there	
said	we	school	I	where	
says	no	put	you	love	

# Getting enough sleep



Recommended amount of sleep for a 5/6 year old is around 10- 12 hours a night.

We can help if bedtimes are tricky. Sleep makes a huge difference to your child's learning and ultimately, success.

# safe screen time

## Screen time guidelines for children

2 years and younger:

0  
(except for video calls)



2 to 5 years:  
< 1 hour



6 to 12 years:  
< 2 hours




Teens:  
2 hours



High quality, parent supervised content - on TV/  
Streaming/Gaming.

# Cyber safety



## Consider:

- Activating parental controls on home Wi-Fi and devices
- Setting a daily time limit on screen time/ having scheduled in screen free days
- Learning about online safety with your child - CEOP Think you know how
- Gaming taking place in shared spaces - not in bedrooms/alone
- Charging devices downstairs, overnight
- Joining the St. Anthony's "Keep our childhood Smart Phone Free" campaign

## CEOP Education

### Professionals


working with children and young people

### Parent or carer

help children get the most out of the internet



**4 - 7**  
years old



**8 - 10**  
years old



**11 - 18**  
years old

If you have concerns or would like support with your child's screen time, our pastoral team can help.

# Show and Tell

---

- Help keep 'Show and Tell' to theme related items. 'Show and Tell' will be fitted in when there is time in the school week.

Useful Information

---

about Life in Year 1

# Things your child will need in class



- Named water bottle
- Book bag
- Spelling and Arithmetic homework due on Mondays
- Guided Reading Diary (daily)
- Coat/sun hat/woolly hat
- School Fleece (optional)
- PE kit - to come in every Monday morning
- Inhalers - in date





# Outdoor Learning

- Wellies/trainers – boxes provided for outdoor footwear
- Whenever possible (weather dependent), learning will be taken outside
- Outdoor learning curriculum is part of the personal development we offer our children. Experiences like den building, fire-lighting or whittling teach children about how to assess and take risks, how to collaborate and to persevere
- Outdoor Learning is an important part of focus on wellbeing for children



# Wellbeing

- Regular mental health check-ins – these help us to start conversations if a child presents as anything other than happy
- Fresh air – please provide raincoats!
- Class teachers – first point of before escalating to ELSA
- Support is also available for adults; contact the office to request the pastoral team and they will get in touch

## ☆ Mental Health Check-In! ☆

Use an emoji to share how you're feeling today. Then try to think of one thing you can do to improve your mental health. (Little things count!)

🟢 I'm doing great.

🟡 I'm doing pretty good.

🟠 I'm okay, things could be better.

🟣 I'm starting to struggle.

🔴 I'm having a really hard time.

🟡 I need to reach out for support.


Call 988 for the Suicide Prevention and Crisis Lifeline  
SelfLoveRainbow

# Curriculum links and PDL letters

---

- Sent home via email at the start of each half term
- Useful information and dates
- Guide to what we are learning
- Please read!





# Tapestry



- Tapestry will be replacing Marvellous Me so we can share photos of learning
- This documents a learning journey, it is not a photo album. Teachers send updates about what has been learnt in class
- Celebrate your child's achievements!
- Information - reminder messages & alerts eg invitations to celebration assembly
- Any problems - the school office can help
- For complaints or worries, please email [office@saint-anthonysfareham.co.uk](mailto:office@saint-anthonysfareham.co.uk) as usual.

# Y1 Specific Trips and Dress up days

---

- Superhero dress up day
- Panto (£14 per child)
- Teddy Bear Pyjama Party
- Star gazing evening
- Trip to our local play parks
- World Book Day
- Other trips - tbc where and when- more information to follow

# Assessments



- Take place 3 times a year: October, February and June
- Results are discussed at parents' evenings and end of year results are reported in the July reports
- Assessments are analysed to identify gaps that are emerging so we can close them quickly before teaching new content
- Some children may be eligible for additional time / brain breaks as part of SEN support

# Parents meeting

---

- September: Welcome meeting.
- October: Individual meetings & target setting reports.
- Easter term: Individual meetings & update on your child's progress.
- Summer term: Reports sent home.

Open afternoon.

- If you have any concerns, please catch us at collection time or send an email via the office.

# Attendance

## Attendance Ladder

"The more you come, the more you learn."

- You should aim for 97% or above each year.
- You should come into school as often as you can.
- You should try to attend everyday unless you are really ill.

Don't miss out! Get an education, expand your mind, develop social skills and experience new things.

100%	➔	Awesome Attendance	
97%	➔	Almost heaven	➔ 6 days off per year
95%	➔	Keep trying, nearly there	➔ 9 days off per year
94%	➔	Warning zone	➔ 11 days off per year
90%	➔	Danger zone	➔ 1 month off per year

# Attendance

---

- Good attendance is rewarded with badges or postcards at the end of each term as well as dress down days for classes with the winning attendance.
- All absences should be reported by 8.30am
- Absence request form for absences known about in advance
- 48 hours for sickness & diarrhoea

# St. Anthony's Uniform

## Winter Uniform



For years R, 1 & 2, we recommend tunic dresses. For years 3 - 6, we recommend skirts.



## Summer Uniform



Pupils in years 5 & 6 may prefer to wear their grey skirt and maroon polo shirts in the summer.

## Summer Uniform



Any questions?



---

Open door policy

Email the office for an appointment-  
[office@saint-anthonysfareham.co.uk](mailto:office@saint-anthonysfareham.co.uk)

Thank You  
For  
Coming

