

WELCOME TO OUR 'MEET  
THE TEACHERS'  
INFORMATION EVENING



## WHAT WE WILL COVER

- Meet the teachers
- What we learn
- How to help at home
- Useful information

## YEAR 3 STAFF

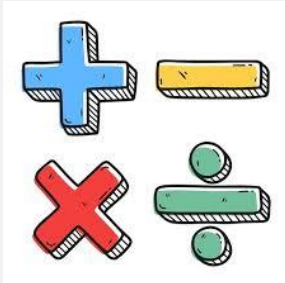
- Miss Clarke – Class teacher
- Mrs Inwards – Class teacher (Tuesday afternoon and Thursday morning)
- Mrs Taylor – LSA (Monday, Tuesday and Wednesday – Friday afternoons)
- Miss Willaims – LSA (full time)

WHAT WE DO IN YEAR 3

# MATHS CURRICULUM OVERVIEW

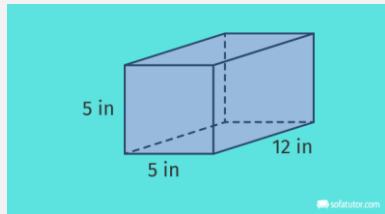
## Autumn 1

- Numbers to 1000
- Lines and Shapes
- Addition and subtraction



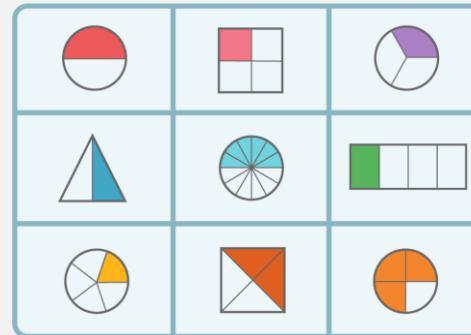
## Autumn 2

- Addition and subtraction
- Multiplication and division
- Angles



## Spring 1

- Further multiplication and division
- Length



## Spring 2

- Volume
- Mass
- Money
- Pictograms and graphs

## Summer 1

- Fractions
- Perimeter

## Summer 2

- Time
- Non-negotiables





# ENGLISH CURRICULUM OVERVIEW

## Autumn 1

- Narrative suspense stories
- Recounts – Gunwharf Quays
- Poetry

## Autumn 2

- Traditional stories
- Advertising
- Poetry



## Spring 1


- Stories
- Non-chronological reports
- Letters to persuade

## Spring 2

- Newspaper reports
- Advertising
- Setting descriptions

## Summer 1

- Myths and legends
- Playscripts
- Poetry




## Summer 2

- Explanation texts
- Letters to persuade
- Non-negotiables

# GUIDED READING CURRICULUM OVERVIEW

- Weekly carousel of activities – each group getting one reading session with the teacher per week
- Weekly visits to the library – change books and develop a love of reading
- Move up book bands when secure
- Daily reading with an adult at home is essential – please record and sign reads in your child's reading diary



# THEME CURRICULUM OVERVIEW

## Autumn 1

- Urban Jungle
  - Geography based
  - Local area study
  - Trip to GWQ



## Autumn 2

- Nobel Nelson
  - History based
  - Nelson and the HMS Victory

## Spring 1

- “I want my mummy” Ancient Egyptians
  - History based

## Spring 2

- Moving mountains
  - Geography based
  - Volcanoes



## Summer 1

- Camelot!

## Summer 2

- The Great Outdoors

# OVERVIEW OF THE FOUNDATION SUBJECTS

- RE
- Science
- History
- Geography
- PDL (Personal Development Learning)
- PE
- Art
- DT
- Music
- Computing
- Outdoor Learning
- French

# DAILY ROUTINE IN YEAR 3

	Monday	Tuesday	Wednesday	Thursday (PPA)	Friday
08.30 - 08.40	Retrieval Practice	Retrieval Practice	Retrieval Practice	Retrieval Practice	Retrieval Practice
08.40 - 08.45	Register	Register	Register	Register	Register
08.45 - 08.55	Arithmetic	Arithmetic	Arithmetic	Arithmetic	Learn IT's
08.55 - 10:00	Maths	Maths	Maths	Maths	Short Maths
					Spelling Test
10:00-10:10		Prayers	Prayers	Prayers	Prayers
10.10 - 10.25	BREAK				
10.25 - 10.40	SPaG/Hold a sentence	SPaG/Hold a sentence	SPaG/Hold a sentence	SPaG/Hold a sentence	SPaG/Hold a sentence
10.40 - 11.40	English	English	English	English	English
11.40 - 12.10	Guided Reading	Guided Reading	Guided Reading	Guided Reading	Guided Reading
12.10 - 13.00	LUNCH				
13.00 - 13.20	Handwriting	Handwriting	Handwriting	Handwriting	CLIC test
13.20 - 14.00	Geography	Science	RE	Library	Science
14.00 - 14.50	RE	Pet Blessing	Geography	PE	Celebration Assembly
14.50 - 15.00	Class Reader		Class Reader	Class Reader	Class Reader

HOW CAN YOU HELP AT HOME?

# HOME LEARNING

- **Spellings:** Daily practise with a test every Friday
- **Reading:** Please listen to your child read daily and sign their reading records
- **Maths:** Daily arithmetic practice
- **Theme Projects:** – Half termly



## GETTING ENOUGH SLEEP



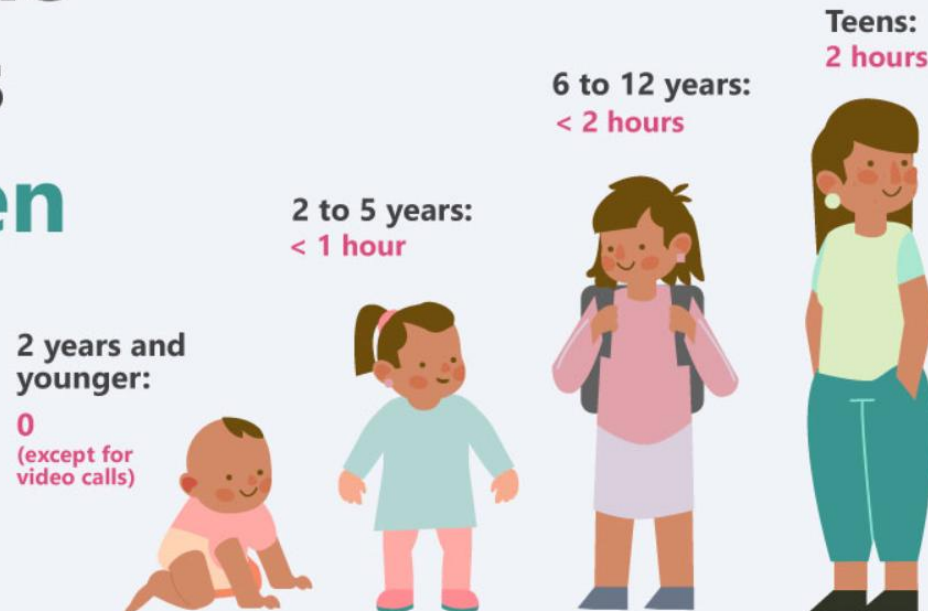
The recommended amount of sleep for a 7/8 year old is around 9-12 hours a night.

We can help if bedtimes are tricky.

Sleep makes a huge difference to your child's learning, and ultimately, success.

# SAFE SCREEN TIME

## Screen time guidelines for children



### Useful tips

- Turn off background TV
- Limit your child's access to the iPad etc by setting restrictions on the device
- Use visual timers to help your child understand how much time they have left on their screen
- Ensure that you are continually supervising the content on all devices

# CYBER SAFETY

## Things to consider

- Activating parental controls on home Wi-Fi and devices
- Scheduling in screen free times/days
- Learning about online safety with your child
  - CEOP Education
- Time on devices taking place in spared spaces – not bedrooms/alone
- Charging devices downstairs, overnight
- Joining the Saint Anthony's 'Keep our childhood Smart Phone Free' campaign

### Professionals

working with children and young people

### Parent or carer

help children get the most out of the internet



4 - 7  
years old



8 - 10  
years old



11 - 18  
years old

If you have concerns or would like support with your child's screen time, our pastoral team can help

**USEFUL INFORMATION ABOUT LIFE  
IN YEAR 3**

# THINGS YOUR CHILD WILL NEED IN CLASS

- Named water bottle
- Book bag – no rucksacks please as they need to be able to fit into lockers
- Spelling and Arithmetic homework – due on Mondays
- Guided Reading Diary – daily
- Coat / sun hat / woolly hat
- School fleece (optional)
- PE kit – to come in every Monday morning
- Inhalers – in date



# OUTDOOR LEARNING


- Wellies / trainers – boxes provided for outdoor footwear
- Whenever possible (weather dependent), learning will be taken outside
- Our outdoor learning curriculum is part of the personal development we offer our children. Experiences like den building and fire lighting help to teach children about how to take risks and collaborate
- Outdoor learning is also an important part of our focus on wellbeing for children



# WELLBEING



- Daily mental health check ins – these help us to start conversations which children may find difficult to begin
- Fresh air
- Class teacher – first point of contact before escalating concerns our ELSA
- Support is also available to adults. Please contact the office to request support and the pastoral team will get in touch



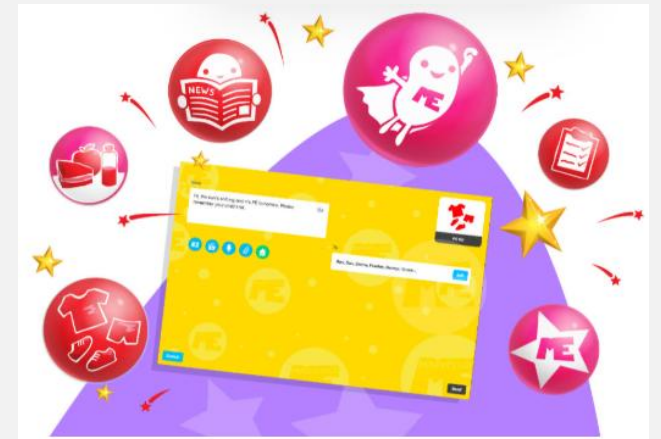
# CURRICULINKS AND PDL LETTERS

- Sent home via email at the start of each half term
- Contains useful information and dates as well as an introduction to what we are learning




# TAPESTRY

- Tapestry will be replacing 'Marvellous Me' so we can share photos of learning
- This document a learning journey. Teachers will use it to send updates about what has been learnt in class
- Used to celebrate your child's achievements as well as important information/messages e.g., invitations to celebration assemblies
- Any problems/worries, the school office can help. Please email: [office@saint-anthonysfareham.co.uk](mailto:office@saint-anthonysfareham.co.uk)



## YEAR 3 SPECIFIC TRIPS AND DATES FOR THE AUTUMN TERM

- Tuesday 23<sup>rd</sup> September – Visit to Gunwharf Quays and the Spinnaker Tower
- Wednesday 12<sup>th</sup> November – Visit to the Historic Dockyards
- Thursday 11<sup>th</sup> December – Year 3 and 4 nativities (2:00pm and 6:00pm)



## ASSESSMENTS

- Take place three times a year: October, February and June (or May for year 2 and 6)
- Results are discussed at parents' evenings and end of year results are reported in the July reports
- Assessments are analysed to identify gaps that are emerging so we can close them quickly before teaching new content
- Some children may be eligible for additional time/brain breaks as part of SEN support

# ATTENDANCE

- Good attendance is rewarded with badges or postcards at the end of each term as well as dress down days for classes with the winning attendance
- All absences should be reported by 8:30am
- Absence request forms for absences known about in advance
- 48 hours for sickness and diarrhoea

## Attendance Ladder

"The more you come, the more you learn."

- You should aim for 97% or above each year.
- You should come into school as often as you can.
- You should try to attend everyday unless you are really ill.

Don't miss out! Get an education, expand your mind, develop social skills and experience new things.

100%	➔	Awesome Attendance	
97%	➔	Almost heaven	➔ 6 days off per year
95%	➔	Keep trying, nearly there	➔ 9 days off per year
94%	➔	Warning zone	➔ 11 days off per year
90%	➔	Danger zone	➔ 1 month off per year

# SAINT ANTHONY'S UNIFORM

## Winter Uniform



For years R, 1 & 2, we recommend tunic dresses. For years 3 - 6, we recommend skirts.



## Summer Uniform



Pupils in years 5 & 6 may prefer to wear their grey skirt and maroon polo shirts in the summer.

## Summer Uniform



## ANY QUESTIONS?

- Open door policy
- Email the office for an appointment: [office@saint-anthonysfareham.co.uk](mailto:office@saint-anthonysfareham.co.uk)

Thank you for coming!